

**The Corporation Of The Town Of Petrolia**


**Financial Statements  
December 31, 2019**

## Management's Responsibility for the Financial Statements

The accompanying financial statements of The Corporation of the Town of Petrolia are the responsibility of management and have been prepared in compliance with legislation, and in accordance with Canadian Public Sector Accounting Standards. A summary of the significant accounting policies are described in Note 1 to the financial statements. The preparation of financial statements necessarily involves the use of estimates based on management's judgment, particularly when transactions affecting the current accounting period cannot be finalized with certainty until future periods.

The Corporation of the Town of Petrolia's management maintains a system of internal controls designed to provide reasonable assurance that assets are safeguarded, transactions are properly authorized and recorded in compliance with legislative and regulatory requirements, and reliable financial information is available on a timely basis for preparation of financial statements. These systems are monitored and evaluated by management.

The financial statements have been audited by Baker Tilly Sarnia LLP, independent external auditors and appointed by the Town. The accompanying Independent Auditors' Report outlines their responsibilities, the scope of their examination and their opinion on the Corporation of the Town of Petrolia's financial statements.



**Rick Charlebois**

**Chief Administrative Officer / Treasurer**

Phone: (519)882-2350 • Fax: (519)882-3373 ■ Theatre: (800)717-7694

411 Greenfield Street, Petrolia, ON, N0N 1R0

[www.town.petrolia.on.ca](http://www.town.petrolia.on.ca)



## **Town Council**

Mayor

R. Brad Loosley

Councillors

Wade Deighton

Joel Field

Marty Souch

Ross O'Hara

Grant Purdy

Don Welton

## **Town Administration**

CAO/Treasurer

Rick Charlebois

Clerk/Operations Clerk

Mandi Pearson

Director of Town Marketing, Arts &

Laurissa Ellsworth

Communications

Director of Facilities/Community Services

Dave Menzies

Director of Operations

Mike Thompson

Deputy Treasurer/Tax Collector

Annette Strand

Fire Chief/Director of Protective Services

Jay Arns

# The Corporation of the Town of Petrolia

Financial Statements

For The Year Ended December 31, 2019

## Contents

<b>Independent Auditor's Report</b> .....	<b>1</b>
<b>Financial Statements</b>	
Statement of Financial Position .....	<b>3</b>
Statement of Operations and Accumulated Surplus .....	<b>4</b>
Statement of Changes in Net Financial Assets.....	<b>5</b>
Statement of Cash Flows.....	<b>6</b>
Notes to the Financial Statements.....	<b>7</b>
<b>Trust Funds Financial Statements</b>	
Trust Funds Independent Auditor's Report .....	<b>24</b>
Trust Funds Statement of Financial Position – December 31, 2019 .....	<b>26</b>
Trust Funds Statement of Continuity – December 31, 2019 .....	<b>26</b>
Trust Funds Statement of Financial Position – December 31, 2018 .....	<b>27</b>
Trust Funds Statement of Continuity – December 31, 2018 .....	<b>27</b>
Trust Funds Notes to the Financial Statements .....	<b>28</b>

---

**Independent Auditors' Report**

---

**To The Members Of Council, Inhabitants and Ratepayers  
Of The Corporation of the Town of Petrolia**

*Opinion*

We have audited the financial statements of the Corporation of the Town of Petrolia (the Municipality) which comprise the statement of financial position as at December 31, 2019 and the statements of operations and accumulated surplus, change in net financial assets and cash flows for the year then ended and notes to the financial statements, including a summary of significant accounting policies.

In our opinion, these financial statements present fairly, in all material respects, the financial position of the Corporation of the Town of Petrolia as at December 31, 2019 and the results of its financial activities, cash flows and change in net financial assets for the year then ended in accordance with Canadian public sector accounting standards.

*Basis for Opinion*

We conducted our audit in accordance with Canadian generally accepted auditing standards. Our responsibilities under those standards are further described in the Auditor's Responsibilities for the Audit of the Financial Statements section of our report. We are independent of the Municipality in accordance with the ethical requirements that are relevant to our audit of the financial statements in Canada, and we have fulfilled our other ethical responsibilities in accordance with these requirements. We believe that the audit evidence we have obtained is sufficient and appropriate to provide a basis for our opinion.

*Responsibilities of Management and Those Charged with Governance for the Financial Statements*

Management is responsible for the preparation and fair presentation of the financial statements in accordance with Canadian Public Sector Accounting Standards, and for such internal control as management determines is necessary to enable the preparation of financial statements that are free from material misstatement, whether due to fraud or error.

In preparing the financial statements, management is responsible for assessing the Municipality's ability to continue as a going concern, disclosing, as applicable, matters related to going concern and using the going concern basis of accounting unless management either intends to liquidate the Municipality or to cease operations, or has no realistic alternative but to do so.

Those charged with governance are responsible for overseeing the Municipality's financial reporting process.

*Auditor's Responsibilities for the Audit of the Financial Statements*

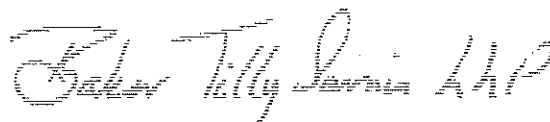
Our objectives are to obtain reasonable assurance about whether the financial statements as a whole are free from material misstatement, whether due to fraud or error, and to issue an auditor's report that includes our opinion. Reasonable assurance is a high level of assurance, but is not a guarantee that an audit conducted in accordance with Canadian generally accepted auditing standards will always detect a material misstatement when it exists. Misstatements can arise from fraud or error and are considered material if, individually or in the aggregate, they could reasonably be expected to influence the economic decisions of users taken on the basis of these financial statements.

**Independent  
Auditor's Report cont'd...**

As part of an audit in accordance with Canadian generally accepted auditing standards, we exercise professional judgment and maintain professional skepticism throughout the audit. We also:

- Identify and assess the risks of material misstatement of the financial statements, whether due to fraud or error, design and perform audit procedures responsive to those risks, and obtain audit evidence that is sufficient and appropriate to provide a basis for our opinion. The risk of not detecting a material misstatement resulting from fraud is higher than for one resulting from error, as fraud may involve collusion, forgery, intentional omissions, misrepresentations, or the override of internal control.
- Obtain an understanding of internal control relevant to the audit in order to design audit procedures that are appropriate in the circumstances, but not for the purpose of expressing an opinion on the effectiveness of the Municipality's internal control.
- Evaluate the appropriateness of accounting policies used and the reasonableness of accounting estimates and related disclosures made by management.
- Conclude on the appropriateness of management's use of the going concern basis of accounting and, based on the audit evidence obtained, whether a material uncertainty exists related to events or conditions that may cast significant doubt on the Municipality's ability to continue as a going concern. If we conclude that a material uncertainty exists, we are required to draw attention in our auditor's report to the related disclosures in the financial statements or, if such disclosures are inadequate, to modify our opinion. Our conclusions are based on the audit evidence obtained up to the date of our auditor's report. However, future events or conditions may cause the Municipality to cease to continue as a going concern.
- Evaluate the overall presentation, structure and content of the financial statements, including the disclosures, and whether the financial statements represent the underlying transactions and events in a manner that achieves fair presentation.

We communicate with those charged with governance regarding, among other matters, the planned scope and timing of the audit and significant audit findings, including any significant deficiencies in internal control that we identify during our audit.



**Sarnia, Ontario  
July 13, 2020**

**Chartered Professional Accountants  
Licensed Public Accountants**

Corporation of the Town of Petrolia  
Statement Of Financial Position  
December 31, 2019

	2019	2018
<b>Assets</b>		
<b>Financial Assets</b>		
Cash (note 3)	\$ 6,006,192	\$ 9,767,138
Taxes and interest receivable	(10,422)	163,264
Accounts receivable	5,262,847	2,633,727
Estimated taxes receivable (note 4)	-	37,898
Long-term receivable (note 5)	50,000	100,000
Investment in Bluewater Power Corporation (note 6)	<u>5,373,281</u>	<u>5,022,720</u>
<b>Total financial assets</b>	<u>16,681,898</u>	<u>17,724,747</u>
<b>Liabilities</b>		
Accounts payable and accrued liabilities	5,207,343	1,653,881
Other current liabilities	605,319	565,295
Interest on municipal debt	86,408	91,422
Estimated tax liability (note 4)	-	27,068
Municipal debt (note 7)	9,072,259	9,662,418
Deferred revenue (note 8)	<u>412,517</u>	<u>4,825,947</u>
<b>Total liabilities</b>	<u>15,383,846</u>	<u>16,826,031</u>
<b>Net Financial Assets (Debt)</b>	<u>1,298,052</u>	<u>898,716</u>
<b>Non-Financial Assets</b>		
Tangible capital assets (note 9)	95,590,864	88,442,762
Prepaid expenses	<u>1,568,132</u>	<u>205,009</u>
<b>Total non-financial assets</b>	<u>97,158,996</u>	<u>88,647,771</u>
<b>Accumulated Surplus (note 10)</b>	<u>\$ 98,457,048</u>	<u>\$ 89,546,487</u>


Contingencies and Commitments (note 11)

Subsequent Events (note 18)

On Behalf Of Council

  
\_\_\_\_\_

Mayor

  
\_\_\_\_\_

Treasurer

The accompanying notes are an integral part of this financial statement.

**Corporation of the Town of Petrolia**  
**Statement Of Operations and Accumulated Surplus**  
**For the Year Ended December 31, 2019**

	Budget 2019 (note 12)	Actual 2019	Actual 2018
<b>Revenues</b>			
Taxation	\$ 5,442,003	\$ 5,564,305	\$ 5,327,022
Water and sewage charges	3,129,482	2,890,861	3,115,590
Fees and user charges	2,132,000	2,001,225	2,032,085
Fees and user charges - other municipalities	1,182,298	1,224,821	1,128,377
Grants (note 13)	8,122,486	8,282,460	2,124,090
Other	1,201,498	1,117,209	1,070,217
Bluewater Power Corporation, change in equity	<u>525,000</u>	<u>593,670</u>	<u>557,021</u>
<b>Total revenues</b>	<u>21,734,767</u>	<u>21,674,551</u>	<u>15,354,402</u>
<b>Expenditures</b>			
General government	1,479,762	1,574,679	1,551,118
Protection services	1,670,359	1,696,341	1,503,802
Transportation services	1,445,579	1,504,927	1,455,409
Environmental services	3,646,214	4,390,499	3,801,042
Health services	169,826	103,166	68,200
Recreation and cultural services	2,805,138	3,190,208	3,297,116
Planning and development	<u>200,458</u>	<u>304,170</u>	<u>238,441</u>
<b>Total expenditures</b>	<u>11,417,336</u>	<u>12,763,990</u>	<u>11,915,128</u>
<b>Annual Surplus of Revenues over Expenditures</b>	10,317,431	8,910,561	3,439,274
<b>Accumulated Surplus, Beginning Of Year</b>	<u>86,107,213</u>	<u>89,546,487</u>	<u>86,107,213</u>
<b>Accumulated Surplus, End Of Year</b>	<u>\$ 96,424,644</u>	<u>\$ 98,457,048</u>	<u>\$ 89,546,487</u>

The accompanying notes are an integral part of this financial statement.



Corporation of the Town of Petrolia  
Statement of Change in Net Financial Assets  
December 31, 2019

	Budget 2019 (note 12)	Actual 2019	Actual 2018
<b>Annual surplus</b>	\$ 10,317,431	\$ 8,910,561	\$ 3,439,274
Amortization of tangible capital assets	2,762,409	2,762,409	2,257,493
Change in prepaid expenses	-	(1,363,123)	(90,921)
Loss on sale of tangible capital assets	-	103,796	24,068
Proceeds from sale of tangible assets	-	57,160	710
Acquisition of tangible capital assets	<u>(10,071,467)</u>	<u>(10,071,467)</u>	<u>(4,323,676)</u>
<b>Net change in net financial assets (debt)</b>	3,008,373	399,336	1,306,948
<b>Net financial assets (debt), beginning of year</b>	<u>898,716</u>	<u>898,716</u>	<u>(408,232)</u>
<b>Net financial assets (debt), end of year</b>	<u>\$ 3,907,089</u>	<u>\$ 1,298,052</u>	<u>\$ 898,716</u>

The accompanying notes are an integral part of this financial statement.

Corporation of the Town of Petrolia  
Statement Of Cash Flows  
For The Year Ended December 31, 2019

	2019	2018
<b>Operating Activities</b>		
Annual surplus	\$ 8,910,561	\$ 3,439,274
Items not requiring cash:		
Amortization and non-cash items	2,656,776	2,062,789
Share of net income of Bluewater Power Distribution	(350,561)	(315,529)
Loss on disposal of tangible capital assets	<u>103,796</u>	<u>24,068</u>
	<u>11,320,572</u>	<u>5,210,602</u>
Taxes and interest receivable	173,686	256,585
Accounts receivable	(2,629,120)	1,924,937
Land available for sale	-	144,795
Accounts payable and accrued liabilities	3,566,418	(2,136,673)
Interest on municipal debt	(5,014)	(4,857)
Deferred revenue	(4,413,430)	4,708,471
Prepaid expenses	<u>(1,363,123)</u>	<u>(90,921)</u>
	<u>6,649,989</u>	<u>10,012,939</u>
<b>Capital Transactions</b>		
Proceeds from sale of tangible assets	57,160	710
Acquisition of tangible capital assets	<u>(10,071,467)</u>	<u>(4,323,676)</u>
	<u>(10,014,307)</u>	<u>(4,322,966)</u>
<b>Investing Transactions</b>		
Repayment of long-term receivable	50,000	50,000
Dividend from Bluewater Power Corporation	<u>143,531</u>	<u>142,791</u>
	<u>193,531</u>	<u>192,791</u>
<b>Financing Transactions</b>		
Repayment of municipal debt	<u>(590,159)</u>	<u>(571,227)</u>
	<u>(590,159)</u>	<u>(571,227)</u>
<b>Net Change in Cash and Cash Equivalents</b>	<b>(3,760,946)</b>	<b>5,311,537</b>
<b>Opening Balance, Cash and Cash Equivalents</b>	<u><b>9,767,138</b></u>	<u><b>4,455,601</b></u>
<b>Closing Balance, Cash and Cash Equivalents</b>	<u><b>\$ 6,006,192</b></u>	<u><b>\$ 9,767,138</b></u>

The accompanying notes are an integral part of this financial statement.

**1. Significant Accounting Policies**

---

The Financial Statements of the Corporation of the Town of Petrolia (the "Town") are the representation of management prepared in accordance with local government accounting standards established by the Public Sector Accounting Board ("PSAB") of the Chartered Professional Accountants of Canada as prescribed by the Ontario Ministry of Municipal Affairs and Housing.

Significant accounting policies adopted include:

**(a) Basis of Reporting**

**(i) Reporting Entity**

These financial statements reflect the financial assets, liabilities, reserves, surpluses/deficits, changes in investment in tangible capital assets and revenues and expenditures of all municipal organizations and committees which are controlled by Council.

**(ii) Government Business Enterprises**

The investment in Petrolia Electricity Holdings Inc. and the investment in Bluewater Power Corporation is accounted for on the modified equity basis which reflects the Town of Petrolia's investment in the enterprises and its share of net income since acquisition. Under the modified equity basis, the enterprise's accounting principles are not adjusted to conform with those of the municipality and inter-organizational transactions and balances are not eliminated.

**(iii) Accounting for County and School Board Transactions**

The taxation, other revenues, expenditures, assets and liabilities with respect to the operations of the school boards and the County of Lambton are not reflected in the balances of these financial statements except to the extent that any amounts due to or from are reported on the Statement of Financial Position. Taxation raised by the Town on their behalf is reflected as a deduction from total taxation on the Statement of Operations and Accumulated Surplus.

**(iv) Trust Funds**

Trust funds and their related operations administered by the Town are not reflected in these financial statements, but are reported separately on the Trust Funds Statement of Continuity and Balance Sheet

**(b) Basis of Accounting**

**(i) Accrual Basis of Accounting**

The financial statements are prepared using the accrual basis of accounting. The accrual basis of accounting recognizes revenues as they become available and measurable; expenditures are recognized as they are incurred and measurable as a result of receipt of goods or services and the creation of a legal obligation to pay.

**1. Significant Accounting Policies cont'd....**

**(b) Basis of Accounting cont'd..**

**(ii) Cash and Cash Equivalents**

Cash and cash equivalents include cash on account and short-term investments with original maturities of three months or less and are stated at cost.

**(iii) Non-Financial Assets**

Non-financial assets are not available to discharge existing liabilities and are held for use in the provision of services. They have useful lives extending beyond the current year and are not intended for sale in the ordinary course of operations. The change in non-financial assets during the year, together with the excess of revenues over expenditures, provides the Change in Net Financial Assets for the year.

**(iv) Tangible Capital Assets**

Tangible capital assets are recorded at cost which includes all amounts that are directly attributable to acquisition, construction, development or betterment of the asset. Contributed tangible capital assets are recorded at their fair value at the date of contribution. Where fair market value cannot be reasonably determined, contributed tangible capital assets are recorded at a nominal amount. The useful life of the assets is based on estimates determined by management. The cost, less residual value, of the tangible assets are amortized on a straight-line basis over their estimated useful lives as follows:

<b>Asset</b>	<b>Years</b>
Land improvements	75 years
Buildings	50 years
Equipment	3 to 15 years
Vehicles	7 to 20 years
Road infrastructure	30 to 75 years
Environmental infrastructure	45 to 60 years

Assets under construction are not amortized until the asset is available for productive use.

**(v) Intangible Assets**

Intangible assets, art and cultural and historic assets, and items inherited by right of the Crown, such as Crown lands, forests, water, and mineral resources, are not recorded as assets in these financial statements.

**(vi) Deferred Revenue**

Revenue restricted by legislation, regulation or agreement and not available for general municipal purposes is reported as deferred revenue on the Statement of Financial Position. The revenue is reported on the Statement of Operations and Accumulated Surplus in the year in which it is used for the specified purpose.

**1. Significant Accounting Policies cont'd....**

---

**(b) Basis of Accounting cont'd...**

**(vii) Revenue Recognition**

Property tax billings are prepared by the municipality based on assessment rolls issued by the Municipal Property Assessment Corporation ("MPAC"). Tax rates are established annually by Town Council, incorporating amounts to be raised for local services, the requisition made by the County of Lambton in respect of County services and amounts the Town is required to collect on behalf of the Province of Ontario in respect of education taxes. A normal part of the assessment process is the issue of supplementary assessment rolls which provide updated information with respect to changes in property assessment. Once a supplementary assessment roll is received, the Town determines the taxes applicable and sets up supplementary tax billings. Assessments and related property taxes are also subject to appeals, vacancy rebates and write-offs if applicable in the year. Each year management provides a best estimate of the affect of supplementary assessments and tax appeals on taxation revenue.

The Town is entitled to collect interest and penalties on the overdue taxes. This revenue is recorded in the period the interest and penalties are levied.

User fees and other revenues are recognized when related goods or services are provided and collectability is reasonably assured.

Investment income earned on surplus funds (other than obligatory reserve funds) is reported as revenue on the daily accrual basis. Investment income earned on obligatory reserve funds is recorded directly to each fund balance.

Conditional grant revenue is recognized to the extent the conditions imposed on it have been fulfilled. Unconditional grant revenue is recognized when the monies are receivable. Grants for the acquisition of tangible capital assets are recognized in the period in which eligible expenditures are made.

**(viii) Use of Estimates**

The preparation of financial statements in accordance with Canadian public sector accounting standards requires management to make estimates and assumptions that affect the reported amounts of assets, liabilities, disclosure of contingent assets and liabilities at the date of the financial statements and the reported amounts of revenues and expenses during the year. Due to the inherent uncertainty in making estimates, actual results could differ from management's best estimates as additional information becomes available in the future.

Corporation of the Town of Petrolia  
Notes to the Financial Statements  
December 31, 2019

---

**2. Operations Of School Boards And The County Of Lambton**

---

Further to note 1(a)(iii), the taxation, other revenues and requisitions of the School Boards and the County of Lambton are comprised of the following:

	School Boards	County	2019 Total	2018 Total
Taxation	\$ 1,608,248	\$ 2,528,708	\$ 4,136,956	\$ 4,019,353
Share of payments in lieu of taxes	<u>18,814</u>	<u>19,028</u>	<u>37,842</u>	<u>34,608</u>
	<u>1,627,062</u>	<u>2,547,736</u>	<u>4,174,798</u>	<u>4,053,961</u>
Share of taxes written off	6,105	9,770	15,875	6,862
Share of tax rebates and capping adjustments	<u>3,433</u>	<u>2,657</u>	<u>6,090</u>	<u>8,008</u>
	<u>9,538</u>	<u>12,427</u>	<u>21,965</u>	<u>14,870</u>
Amounts transferred	<u>\$ 1,617,524</u>	<u>\$ 2,535,309</u>	<u>\$ 4,152,833</u>	<u>\$ 4,039,091</u>

---

**3. Cash and Short-Term Investments**

2019

2018

Unrestricted

\$ 6,006,192

\$ 9,767,138

Interest is earned on bank balances at the bank's monthly average prime rate less 2.00%

---

**4. Estimated Taxes**

---

**Estimated Taxes Receivable**

At the end of 2018 there was a settlement on the appeal on the tax assessments between Waste Management Ltd. and the Municipal Property Assessment Corporation Field Office No. 26 and the Town of Petrolia. There was a revised property assessment values and classifications within the Town of Petrolia that had revised taxes owing by Waste Management to the Town from 2013 to 2016. Since the amounts each year are measurable and likely to be received, they have been setup as receivable. There are no estimated taxes receivable remaining at the end of 2019.

**Estimated Taxes Liability**

An estimate was setup for \$20,000 due to property that was billed in prior years to the property owner but is currently in a legal dispute regarding ownership. The amount setup is for legal costs and potential taxes owing depending on the outcome. The remaining amount setup, \$7,068, was due to a settlement of a request for consideration which resulted in a revision to the property assessment by MPAC for the taxation year 2018. There are no estimated taxes liability remaining at the end of 2019.

Notes continued on page 11....

Corporation of the Town of Petrolia  
Notes to the Financial Statements  
December 31, 2019

**5. Long-Term Receivable**

In 2000, the Town reached a settlement with regards to royalties to be paid for waste deposited in the landfill site formerly owned by the Town. Under the terms of the settlement, the Town received a settlement of \$5,000,000, of which \$4,000,000 was paid during the year 2000 and the remaining \$1,000,000 is to be paid without interest over 20 years with an annual payment of \$50,000 per year commencing January 1, 2001. At the end of 2019 - \$50,000 (2018 - \$100,000) was still outstanding. The outstanding principal balance or any portion thereof may be prepaid at any time.

**6. Hydro Investments**

In recognition of the requirements of Bill 35 (The Energy Competition Act, 1998) the Town, along with the City of Sarnia, Township of Warwick, Village of Point Edward, Village of Oil Springs and Village of Alvinston, effective October 31, 2000, merged all of their hydro-electrical operations and transferred all of their hydro-electrical assets and liabilities to Bluewater Power Corporation and its subsidiary.

Upon determination of the fair value of assets and liabilities transferred, each municipality received a promissory note from Bluewater Power Corporation's wholly owned subsidiary, Bluewater Power Distribution Corporation, and a proportionate share of the common shares of Bluewater Power Corporation. The fair market value of the assets and liabilities contributed by the Town of Petrolia was determined to be 7.36% (736 common shares) of the fair market value of all of the assets and liabilities contributed by all of the six participating municipalities to Bluewater Power Corporation. A wholly owned subsidiary, Petrolia Electricity Holdings Inc. was incorporated to hold the common share portion of the investment.

The investment is composed of the following:

	2019	2018
Promissory note	\$ 1,430,914	\$ 1,430,914
Petrolia Electricity Holdings Inc. common shares	1,327,163	1,327,163
Share of net income since acquisition, net of dividends received	<u>2,615,204</u>	<u>2,264,643</u>
	<u>\$ 5,373,281</u>	<u>\$ 5,022,720</u>
<b>Continuity of Investment</b>		
Balance, beginning of year	<u>\$ 5,022,720</u>	<u>\$ 4,707,191</u>
Share of net income for the year	494,092	458,320
Dividends received during the year	<u>143,531</u>	<u>142,791</u>
Net increase in equity during the year	<u>350,561</u>	<u>315,529</u>
Balance, end of year	<u>\$ 5,373,281</u>	<u>\$ 5,022,720</u>

Notes continued on page 12....

**Corporation of the Town of Petrolia**  
**Notes to the Financial Statements**  
**December 31, 2019**

**6. Hydro Investments cont'd...**

The promissory note due from Bluewater Power Distribution Corporation, bears interest at 6.73%, is unsecured, subordinated and due eighteen months following demand for payment. During 2019, the Town of Petrolia received \$99,878 (2018 - \$98,702) of interest income on the promissory note which is reported in the Statement of Operations and Accumulated Surplus.

The following tables provide condensed financial information from the municipality's government business enterprises.

<b>Bluewater Power Corporation - Financial Position</b>	<b>2019</b>	<b>2018</b>
<b>Assets</b>		
Current assets	\$ 30,264,503	\$ 31,689,011
Property, plant and equipment	76,407,188	70,089,030
Other assets	<u>6,061,392</u>	<u>6,189,274</u>
Total assets	112,733,083	107,967,315
Regulatory balances	<u>3,710,743</u>	<u>3,305,906</u>
 Total assets and regulatory balances	 <u>\$ 116,443,826</u>	 <u>\$ 111,273,221</u>
 <b>Liabilities</b>		
Current liabilities	\$ 19,603,389	\$ 18,602,719
Long-term liabilities	<u>39,653,834</u>	<u>39,097,221</u>
	<u>59,257,223</u>	<u>57,699,940</u>
 <b>Equity</b>		
Share capital	18,032,105	18,032,105
Retained earnings	38,161,859	33,772,608
Accumulated other comprehensive loss	<u>(2,629,199)</u>	<u>(3,002,997)</u>
Total equity	<u>53,564,765</u>	<u>48,801,716</u>
 Total liabilities and equity	 112,821,988	 106,501,656
Regulatory balances	<u>3,621,838</u>	<u>4,771,565</u>
 Total Liabilities, Equity and Regulatory Balances	 <u>\$ 116,443,826</u>	 <u>\$ 111,273,221</u>
 <b>Bluewater Power Corporation - Results of Operations</b>		
Revenues	\$ 135,219,174	\$ 131,792,398
Expenditures	128,208,435	124,638,778
Income tax expense	<u>2,107,000</u>	<u>1,731,000</u>
Net income for the year	4,903,739	5,422,620
 Net loss from discontinued operation, net of tax	 (12,904)	 (179,105)
Net movement in regulatory balances, net of tax	1,448,564	(215,606)
Other comprehensive income (loss) for the year	<u>373,798</u>	<u>1,199,271</u>
 Total comprehensive income for the year	 <u>\$ 6,713,197</u>	 <u>\$ 6,227,180</u>

Notes continued on page 13....



**Corporation of the Town of Petrolia**  
**Notes to the Financial Statements**  
**December 31, 2019**

---

**6. Hydro Investments cont'd...**

---

Town of Petrolia Share of Net Income @ 7.36%	\$ <u>494,092</u>	\$ <u>458,320</u>
Dividends	\$ <u>1,940,098</u>	\$ <u>1,940,098</u>
Town of Petrolia, dividend @ 7.36%	\$ <u>143,531</u>	\$ <u>142,791</u>
Net Increase in Equity During the Year	\$ <u>350,561</u>	\$ <u>315,529</u>

---

**7. Municipal Debt**

---

(a) The balance of municipal debt reported on the statement of financial position is made up of the following:

	2019	2018
CMHC loan, bearing interest at 3.99%, repayable in blended annual payments of \$111,269, due November, 2024.	\$ 495,490	\$ 583,479
CMHC loan, bearing interest at 3.97%, repayable in blended annual payments of \$78,174, due December, 2024.	348,312	410,202
Ontario infrastructure debenture, bearing interest at 2.29%, repayable in blended semi - annual payments of \$53,416, due October, 2025.	595,734	687,348
Ontario infrastructure debenture, bearing interest at 3.17%, repayable in blended semi - annual payments of \$37,916, due February, 2027.	502,662	561,164
Ontario infrastructure debenture, bearing interest at 3.27%, repayable in blended semi - annual payments of \$171,283, due October, 2037.	4,632,990	4,819,471
Ontario infrastructure debenture, bearing interest at 3.33%, repayable in blended semi - annual payments of \$94,717, due February, 2037.	<u>2,497,071</u>	<u>2,600,754</u>
	<u>\$ 9,072,259</u>	<u>\$ 9,662,418</u>

Notes continued on page 14...

Corporation of the Town of Petrolia  
Notes to the Financial Statements  
December 31, 2019

**7. Municipal Debt cont'd...**

(b) Principal repayments are as follows:

2020	\$	609,736
2021		629,977
2022		650,908
2023		672,551
2024		694,931
2025 to 2029		2,171,752
Thereafter		<u>3,642,404</u>
	\$	<u><u>9,072,259</u></u>

(c) Total interest charges for the year for municipal debt which is reported on the statement of financial position was \$308,934 (2018 - \$328,023).

(d) The annual principal and interest payments required to service these liabilities are within the annual debt repayment limit prescribed by the Ministry of Municipal Affairs and Housing.

<b>8. Deferred Revenue</b>	<b>2019</b>	<b>2018</b>
----------------------------	-------------	-------------

The deferred revenue is comprised of the following:

MMAH efficiency grant	\$ 308,434	\$ 4,820,474
Cannabis legislation grant	15,276	2,029
Canada gas tax funding	<u>88,807</u>	<u>3,444</u>
	<u>\$ 412,517</u>	<u>\$ 4,825,947</u>

The net change during the year in the deferred revenue balances is as follows:

Balance, beginning	\$ 4,825,947	\$ 117,476
OCIF funding - application based grant	1,763,941	5,313,315
OCIF funding - formula based grant	291,186	191,731
Gas tax funding received	353,542	176,072
MMAH efficiency grant	539,163	-
Cannabis legislation grant	15,000	-
Investment income	<u>83,610</u>	<u>61,792</u>
	7,872,389	5,860,386
Utilization of reserve funds - tangible capital assets	7,056,965	740,891
Utilization of reserve funds - current operations	131,619	-
Deferred revenue recognized - Gas tax	<u>271,288</u>	<u>293,548</u>
Balance, ending	<u>\$ 412,517</u>	<u>\$ 4,825,947</u>

Notes continued on page 15....

Corporation of the Town of Petrolia  
Notes to the Financial Statements  
December 31, 2019

**9. Tangible Capital Assets**

**Asset Cost 2019**

	Land	Land Improvements	Buildings	Equipment	Vehicles	Infrastructure	Assets Under Construction	Total
Balance, beginning	\$ 1,466,783	\$ 1,335,184	\$ 18,541,937	\$ 3,327,874	\$ 1,697,543	\$ 99,382,156	\$ 3,727,883	\$ 129,479,360
Additions	20,828	69,951	139,949	420,919	144,975	11,826,172	8,494,550	21,117,344
Disposals	20,067	-	-	174,210	135,062	349,478	11,045,875	11,724,692
Class transfers, (to) from	-	-	-	(185,357)	-	185,357	-	-
<b>Balance, ending</b>	<b>\$ 1,467,544</b>	<b>\$ 1,405,135</b>	<b>\$ 18,681,886</b>	<b>\$ 3,389,226</b>	<b>\$ 1,707,456</b>	<b>\$ 111,557,806</b>	<b>\$ 1,176,558</b>	<b>\$ 138,872,012</b>

**Accumulated Amortization**

Balance, beginning	\$ -	\$ 474,352	\$ 6,480,763	\$ 2,049,817	\$ 976,650	\$ 31,055,016	\$ -	\$ 41,036,598
Amortization	-	54,711	379,561	156,221	90,029	2,081,887	-	2,762,409
Disposals	-	-	-	174,210	59,255	284,394	-	517,859
Class transfers, (to) from	-	-	-	117,729	-	117,729	-	235,458
<b>Balance, ending</b>	<b>\$ -</b>	<b>\$ 529,063</b>	<b>\$ 6,860,324</b>	<b>\$ 1,914,099</b>	<b>\$ 1,007,424</b>	<b>\$ 32,852,509</b>	<b>\$ -</b>	<b>\$ 43,281,148</b>

<b>Net Book Value</b>	<b>\$ 1,467,544</b>	<b>\$ 876,072</b>	<b>\$ 11,821,562</b>	<b>\$ 1,475,127</b>	<b>\$ 700,032</b>	<b>\$ 78,705,297</b>	<b>\$ 1,176,558</b>	<b>\$ 95,590,864</b>
-----------------------	---------------------	-------------------	----------------------	---------------------	-------------------	----------------------	---------------------	----------------------

**Asset Cost 2018**

	Land	Land Improvements	Buildings	Equipment	Vehicles	Infrastructure	Assets Under Construction	Total
Balance, beginning	\$ 1,466,783	\$ 1,315,107	\$ 18,440,471	\$ 3,029,085	\$ 1,697,543	\$ 74,742,053	\$ 24,541,740	\$ 125,232,782
Additions	-	20,993	101,466	350,287	-	24,665,703	3,254,552	28,393,001
Disposals	-	916	-	51,498	-	25,600	24,068,409	24,146,423
<b>Balance, ending</b>	<b>\$ 1,466,783</b>	<b>\$ 1,335,184</b>	<b>\$ 18,541,937</b>	<b>\$ 3,327,874</b>	<b>\$ 1,697,543</b>	<b>\$ 99,382,156</b>	<b>\$ 3,727,883</b>	<b>\$ 129,479,360</b>

**Accumulated Amortization**

Balance, beginning	\$ -	\$ 421,752	\$ 6,126,034	\$ 1,940,077	\$ 884,608	\$ 29,458,954	\$ -	\$ 38,831,425
Amortization	-	52,600	354,729	136,460	92,042	1,621,662	-	2,257,493
Disposals	-	-	-	26,720	-	25,600	-	52,320
<b>Balance, ending</b>	<b>\$ -</b>	<b>\$ 474,352</b>	<b>\$ 6,480,763</b>	<b>\$ 2,049,817</b>	<b>\$ 976,650</b>	<b>\$ 31,055,016</b>	<b>\$ -</b>	<b>\$ 41,036,598</b>

<b>Net Book Value</b>	<b>\$ 1,466,783</b>	<b>\$ 860,832</b>	<b>\$ 12,061,174</b>	<b>\$ 1,278,057</b>	<b>\$ 720,893</b>	<b>\$ 68,327,140</b>	<b>\$ 3,727,883</b>	<b>\$ 88,442,762</b>
-----------------------	---------------------	-------------------	----------------------	---------------------	-------------------	----------------------	---------------------	----------------------

**Assets Under Construction**

Assets under construction having a value of \$1,176,558 (2018 - \$3,727,883) have not been amortized. Amortization of these assets will commence when the asset is put into service.

**Works Of Art And Historical Treasures**

The Town manages and controls art and historical cultural treasures, they are not setup as capital assets or amortized.

**Writedown Of Tangible Capital Assets**

The writedown of tangible capital assets during the year was \$NIL (2018 - \$916).

Notes continued on page 16....

Corporation of the Town of Petrolia  
Notes to the Financial Statements  
December 31, 2019

---

10. Accumulated Surplus	2019	2018
-------------------------	------	------

---

Accumulated surplus consists of the following individual fund surplus and reserves as follows:

**Surplus**

Invested in tangible capital assets	\$ 95,590,864	\$ 88,442,762
Reduce from future taxation	486,216	525,753
Equity in Bluewater Power Corporation	5,373,281	5,022,720
Unfunded	<u>(9,191,715)</u>	<u>(9,795,747)</u>
	<u>\$ 92,258,646</u>	<u>\$ 84,195,488</u>

**Reserves set aside for specific purposes by Council for:**

Working capital	\$ 2,727,792	\$ 1,310,883
Budget stabilization	130,032	130,032
Cemetery	41,613	39,613
Fire	-	11,120
Insurance	50,000	50,000
Library	6,488	6,488
Landfill sale proceeds	50,000	100,000
Other unspecified	43,833	-
Other cultural	581,107	392,538
Parks	2,695	1,817
Planning	1,325	-
Recreation facilities	331,369	327,248
Recreation programs	4,896	-
Sewage	1,683,178	2,335,172
Waste Management Environmental	15,000	-
Waterworks	<u>529,074</u>	<u>646,088</u>
<b>Total Reserves</b>	<u>\$ 6,198,402</u>	<u>\$ 5,350,999</u>
<b>Accumulated Surplus</b>	<u>\$ 98,457,048</u>	<u>\$ 89,546,487</u>

Notes continued on page 17....

## **11. Contingencies and Commitments**

---

### **Federal Grants**

Under the terms of an agreement with the Government of Canada with respect to a \$350,000 grant received for the restoration of Victoria Hall, the Town must operate and maintain Victoria Hall in its restored state for a period of 42 years, commencing from 1992. If Victoria Hall is damaged by fire and not restored to its original condition, then the Town must repay the grant to the Government of Canada. Any repayments, if any, will be recognized as an expense in the year of repayment.

### **Line of Credit**

The Town approves a line of credit for Actors' Equity whereby a line of credit in the form of a bond in the amount of \$70,000 to be issued on behalf of Actors' Equity. This bond is to insure payment to the actors performing at the Victoria Playhouse Theatre. Any payments required under this bond will be recognized as an expense in the year payment is made.

### **Oil Heritage District Community Centre ("OHDCC")**

As part of the condition of receiving the Ontario SuperBuild Corporation grant of \$1,686,000 used in financing the construction of the OHDCC, the Town may not transfer ownership of the OHDCC until March 31, 2027 unless the Town receives the prior written consent of the Ministry of Tourism and Recreation ("Ministry"). As a condition of its consent, the Ministry may specify any conditions including the requirement that the Town repay some or all of the Ontario SuperBuild Corporation grant. The repayment amount, if any, is to be determined by the Ministry and to be repaid within a time period specified by the Ministry.

### **YMCA Operation Agreement**

The agreement between the Corporation of the Town of Petrolia and the YMCA for operation of the Centre does not violate the contingency with the OHDCC and the Ontario SuperBuild Corporation grant as the Town retains total ownership of the building, land and equipment. The agreement term is for 5 years from the effective date of April 2, 2018, with a renewal option of an additional 5 years based on mutual review and agreement.

---

## **12. Budget Data**

---

The unaudited budget data presented in these financial statements is based upon the 2019 budget approved by Council. Budgets are not prepared on a basis consistent with that used to report actual results under Public Sector Accounting Standards which is allowable as per Ontario Regulation 284/09 of the Municipal Act. Budgets anticipate using surpluses (or deficits) accumulated in previous years to reduce current expenditures in excess of revenues to nil. In addition the budget expensed all tangible capital assets rather than capitalizing them and recording amortization expense. The budget also expenses principal payments on debt and reserve transfers. As a result, the budget figures presented in the Statement of Operations and Accumulated Surplus represent the budget adopted by the Town's council with the following adjustments.

Corporation of the Town of Petrolia  
Notes to the Financial Statements  
December 31, 2019

**12. Budget Data cont'd...**

	2019 Budget Amount
Budgeted surplus for the year	\$ 1,161,738
Adjustments to budgeted deficit:	
Debt principal repayments	590,159
Capital expenditures	10,071,467
Reserve transfers	1,256,476
Amortization	<u>(2,762,409)</u>
<b>Annual budgeted surplus</b>	<b><u>\$ 10,317,431</u></b>

**13. Grants**

	2019	2018
<b>Operating</b>		
Province of Ontario		
Ontario Municipal Partnership Fund	\$ 878,300	\$ 944,300
Celebrate Ontario	186,200	(3,616)
FCM Asset Management	22,088	-
Stewardship Ontario	<u>54,104</u>	<u>52,814</u>
	<u>1,140,692</u>	<u>993,498</u>
Government of Canada		
Heritage Program	10,500	10,400
Program Support	<u>15,274</u>	<u>18,480</u>
	<u>25,774</u>	<u>28,880</u>
<b>Total Operating</b>	<b><u>\$ 1,166,466</u></b>	<b><u>\$ 1,022,378</u></b>
<b>Capital</b>		
Province of Ontario		
Provincial Gas Tax	\$ 271,288	\$ 293,548
Ontario Community Infrastructure Fund	6,652,686	40,704
Small Community Fund	93,560	383,730
Arena Energy Performance Analysis	<u>4,900</u>	<u>-</u>
	<u>7,022,434</u>	<u>717,982</u>
Government of Canada		
Small Community Fund	<u>93,560</u>	<u>383,730</u>
<b>Total Capital</b>	<b><u>\$ 7,115,994</u></b>	<b><u>\$ 1,101,712</u></b>
<b>Total Grants</b>	<b><u>\$ 8,282,460</u></b>	<b><u>\$ 2,124,090</u></b>

Notes continued on page 19....

#### **14. Pension Agreements**

---

The Municipality makes contributions to the Ontario Municipal Employees Retirement Fund ("OMERS"), which is a multi-employer plan, on behalf of members of its employees. The plan is a contributory defined benefit plan which specifies the amount of the retirement benefit to be received by employees based on the length of service and rates of pay. Employers and employees contribute jointly to the plan.

Because OMERS is a multi-employer pension plan, any pension plan surpluses or deficits are a joint responsibility of the Ontario Municipal organizations and their employees. As a result, the municipality does not recognize any share of the OMERS pension plan surplus or deficit. The amount contributed to "OMERS" for 2019 was \$167,366 (2018 - \$165,566) for current service. Employers contributions for current service are included as an expense in the consolidated Statement of Financial Activity.

---

#### **15. Trust Funds**

---

Trust funds administered by the Town amounting to \$435,582 (2018 - \$424,953) are not included in the Statement of Financial Position nor have their operations been included in the Statement of Financial Activities.

---

#### **16. Comparative Figures**

---

Certain prior year's figures have been reclassified to conform to the current year's presentation.

---

#### **17. Segmented Information**

---

The Corporation of the Town of Petrolia is a diversified municipal government institution that provides a wide range of services to its inhabitants such as policing, fire protection, water distribution, sewage collection and treatment, waste collection and disposal, recycling services, recreational services, library facilities, and planning. Distinguishable functional segments have been separately disclosed in the segmented information.

The accounting policies of the segments are the same as those described in the summary of significant accounting policies.

The nature of the segments and the activities they encompass are as follows:

##### **General Government**

This reports the revenues and expenses that relate to the governance and operations of the Town and cannot be directly attributed to a specific segment.

Notes continued on page 20....

**17. Segmented Information cont'd...**

---

**Protection to Persons and Property**

Protection to persons and property is comprised of police services, fire protection, animal control and building inspections. The police services work to ensure the safety and protection of the inhabitants and their property. The fire department, whose members are all volunteers, is responsible to provide for fighting services, fire prevention programs, training and education. The building inspections provides a number of services including enforcement of building and construction codes and a review of all property development plans through its application process.

**Transportation Services**

Transportation is responsible for maintenance and construction of the Town's roadways, bridges, parking areas, street lighting and winter control.

**Environmental Services**

Environmental services consist of providing water treatment and distribution, sanitary sewage collection and treatment and ensuring that the Town's sewer and water systems meet all Provincial standards. In addition, environmental services consists of providing solid waste collection and recycling services.

**Health Services**

Health services consists of a health team building and the local cemetery operations.

**Recreational and Cultural Services**

This service provides services to improve health and development of the Town's inhabitants. This is accomplished by the municipality operating and maintaining a performing arts theatre, parks and an arena, a swimming pool and a community centre. The Town also provides recreational programs and library facilities.

**Planning and Development Services**

The Town is responsible for planning and zoning including the Official Plan. In addition, this area of service includes tourist information, promotion and events, business improvement areas, drainage, and commercial and residential development.



Corporation of the Town of Petrolia  
Notes to the Financial Statements  
December 31, 2019

17. Segmented Information cont'd....

For the Year Ended December 31, 2019	General Government	Protection Services	Transportation Services	Environmental Services	Health Services	Recreation Cultural	Planning Development	Total
Revenue	\$ 5,564,305	\$ -	\$ -	\$ -	\$ -	\$ -	\$ -	\$ 5,564,305
Taxation								
Water and sewer charges	-	-	-	2,890,861	-	-	-	2,890,861
Fees and User charges	14,662	14,588	-	4,562	74,055	1,875,092	18,266	2,001,225
Fees and User charges Other municipalities	-	216,357	-	973,264	7,500	27,700	-	1,224,821
Grants	915,662	-	271,288	6,893,910	-	201,600	-	8,282,460
Other	569,334	7,649	295,892	15,000	8,188	119,937	101,209	1,117,209
Bluewater Power	593,670	-	-	-	-	-	-	593,670
	<u>7,063,963</u>	<u>238,594</u>	<u>567,180</u>	<u>10,777,597</u>	<u>89,743</u>	<u>2,224,329</u>	<u>119,475</u>	<u>21,674,551</u>
Expenditures								
Salaries and benefits	802,126	285,895	483,753	303,587	65,194	1,240,592	85,756	3,266,903
Materials and supplies	331,800	290,220	366,977	869,705	32,568	1,062,045	165,007	3,118,322
Contracted services	216,973	1,014,441	13,467	1,350,865	-	538,422	8,955	3,143,123
Interest on long term debt	1,180	-	38,457	248,608	-	6,923	13,766	308,934
Amortization	202,108	45,395	602,273	1,552,650	5,404	324,591	29,986	2,762,407
Other	20,492	60,390	-	65,084	-	17,635	700	164,301
	<u>1,574,679</u>	<u>1,696,341</u>	<u>1,504,927</u>	<u>4,390,499</u>	<u>103,166</u>	<u>3,190,208</u>	<u>304,170</u>	<u>12,763,990</u>
Annual Surplus (Deficit)	<u>\$ 5,489,284</u>	<u>\$ (1,457,747)</u>	<u>\$ (937,747)</u>	<u>\$ 6,387,098</u>	<u>\$ (13,423)</u>	<u>\$ (965,879)</u>	<u>\$ (184,695)</u>	<u>\$ 8,910,561</u>

Notes continued on page 22....

Corporation of the Town of Petrolia  
Notes to the Financial Statements  
December 31, 2019

17. Segmented Information cont'd....

For the Year Ended December 31, 2018	General Government	Protection Services	Transportation Services	Environmental Services	Health Services	Recreation Cultural	Planning Development	Total
Revenue	\$ 5,327,022	\$ -	\$ -	\$ -	\$ -	\$ -	\$ -	\$ 5,327,022
Taxation								
Water and sewer charges	-	-	-	3,115,590	-	-	-	3,115,590
Fees and User charges	10,195	4,104	1,288	4,330	71,615	1,928,393	12,160	2,032,085
Fees and User charges Other municipalities	-	212,793	-	869,224	7,500	38,860	-	1,128,377
Grants	987,530	-	309,502	820,274	-	6,784	-	2,124,090
Other	192,060	-	66,548	549,161	-	195,413	67,035	1,070,217
Bluewater Power	<u>557,021</u>	<u>-</u>	<u>-</u>	<u>-</u>	<u>-</u>	<u>-</u>	<u>-</u>	<u>557,021</u>
	<u>7,073,828</u>	<u>238,594</u>	<u>377,338</u>	<u>5,358,579</u>	<u>79,115</u>	<u>2,169,450</u>	<u>79,195</u>	<u>15,354,402</u>
Expenditures								
Salaries and benefits	767,478	248,505	464,319	337,113	33,909	1,293,100	56,477	3,200,901
Materials and supplies	428,365	200,523	344,458	805,431	32,133	1,217,082	136,665	3,164,657
Contracted services	159,684	998,332	14,659	1,293,025	-	444,714	-	2,910,414
Interest on long term debt	1,346	-	44,129	259,441	-	7,794	15,313	328,023
Amortization	190,124	33,644	587,844	1,106,032	2,158	307,707	29,986	2,257,495
Other	<u>4,121</u>	<u>22,798</u>	<u>-</u>	<u>-</u>	<u>-</u>	<u>26,719</u>	<u>-</u>	<u>53,638</u>
	<u>1,551,118</u>	<u>1,503,802</u>	<u>1,455,409</u>	<u>3,801,042</u>	<u>68,200</u>	<u>3,297,116</u>	<u>238,441</u>	<u>11,915,128</u>
Annual Surplus (Deficit)	\$ <u>5,522,710</u>	\$ <u>(1,265,208)</u>	\$ <u>(1,078,071)</u>	\$ <u>1,557,537</u>	\$ <u>10,915</u>	\$ <u>(1,127,666)</u>	\$ <u>(159,246)</u>	\$ <u>3,439,274</u>

Notes continued on page 23....

**18. Subsequent Events**

---

Subsequent to December 31, 2019, the COVID-19 outbreak was declared a pandemic by the World Health Organization and has had a significant financial, market and social dislocating impact.

At the time of approval of these consolidated financial statements, the Municipality has experienced the following indicators of financial implications and undertaken the following activities in relation to the COVID-19 pandemic:

- Deferred property tax, water and sewer late payment interest and penalties for 5 months.
- No increase to tax rates for 2020 as the approved budget had a zero percent increase.
- Temporarily started closing Municipal facilities for walk-in access on March 13, 2020. Town Hall reopened to public on June 22, 2020 with appropriate COVID-19 safety protocols in place .
- Working from home requirements have been setup for those able to do so, as well as segregated work units.
- Some part-time and seasonal employees as well as contractors have been temporarily or permanently terminated.

At this time these factors present uncertainty over future cash flows, may cause significant changes to the assets or liabilities and may have a significant impact on future operations. In the face of this pandemic, the Municipality has adopted several specific measures, which include the cancellation of festivals, events and public gatherings , as well as the closure, until further notice, of several cultural and sports facilities. Estimates and assumptions have been made by management to try and quantify the financial effect of these activities. A detailed review of Budget 2020 was conducted and the results of this work was presented to Council in May 2020 in the form of an updated Budget 2020 Forecast. Management is managing all aspects of the budget very closely and adjusting and reacting as needed. Management will present another updated Budget 2020 Forecast to Council in the fall.

---

## **Independent Auditors' Report**

---

### **To The Members Of Council, Inhabitants and Ratepayers Of The Corporation of the Town of Petrolia**

#### *Opinion*

We have audited the accompanying financial statements of the Corporation of the Town of Petrolia - Trust Funds (the Trust Funds) which comprise the statement of financial position as at December 31, 2019, the statement of continuity for the year then ended and notes to the financial statements, including a summary of significant accounting policies.

In our opinion, these financial statements present fairly, in all material respects, the financial position of the Corporation of the Town of Petrolia - Trust Funds as at December 31, 2019 and the results of its operations for the year then ended in accordance with Canadian public sector accounting standards.

#### *Basis for Opinion*

We conducted our audit in accordance with Canadian generally accepted auditing standards. Our responsibilities under those standards are further described in the Auditor's Responsibilities for the Audit of the Financial Statements section of our report. We are independent of the Trust Funds in accordance with the ethical requirements that are relevant to our audit of the financial statements in Canada, and we have fulfilled our other ethical responsibilities in accordance with these requirements. We believe that the audit evidence we have obtained is sufficient and appropriate to provide a basis for our opinion.

#### *Responsibilities of Management and Those Charged with Governance for the Financial Statements*

Management is responsible for the preparation and fair presentation of the financial statements in accordance with Canadian Public Sector Accounting Standards, and for such internal control as management determines is necessary to enable the preparation of financial statements that are free from material misstatement, whether due to fraud or error.

In preparing the financial statements, management is responsible for assessing the Trust Funds' ability to continue as a going concern, disclosing, as applicable, matters related to going concern and using the going concern basis of accounting unless management either intends to liquidate the Trust Funds or to cease operations, or has no realistic alternative but to do so.

Those charged with governance are responsible for overseeing the Trust funds' financial reporting process.

#### *Auditor's Responsibilities for the Audit of the Financial Statements*


Our objectives are to obtain reasonable assurance about whether the financial statements as a whole are free from material misstatement, whether due to fraud or error, and to issue an auditor's report that includes our opinion. Reasonable assurance is a high level of assurance, but is not a guarantee that an audit conducted in accordance with Canadian generally accepted auditing standards will always detect a material misstatement when it exists. Misstatements can arise from fraud or error and are considered material if, individually or in the aggregate, they could reasonably be expected to influence the economic decisions of users taken on the basis of these financial statements.

**Independent  
Auditor's Report cont'd...**

As part of an audit in accordance with Canadian generally accepted auditing standards, we exercise professional judgment and maintain professional skepticism throughout the audit. We also:

- Identify and assess the risks of material misstatement of the financial statements, whether due to fraud or error, design and perform audit procedures responsive to those risks, and obtain audit evidence that is sufficient and appropriate to provide a basis for our opinion. The risk of not detecting a material misstatement resulting from fraud is higher than for one resulting from error, as fraud may involve collusion, forgery, intentional omissions, misrepresentations, or the override of internal control.
- Obtain an understanding of internal control relevant to the audit in order to design audit procedures that are appropriate in the circumstances, but not for the purpose of expressing an opinion on the effectiveness of the Trust Funds' internal control.
- Evaluate the appropriateness of accounting policies used and the reasonableness of accounting estimates and related disclosures made by management.
- Conclude on the appropriateness of management's use of the going concern basis of accounting and, based on the audit evidence obtained, whether a material uncertainty exists related to events or conditions that may cast significant doubt on the Trust Funds' ability to continue as a going concern. If we conclude that a material uncertainty exists, we are required to draw attention in our auditor's report to the related disclosures in the financial statements or, if such disclosures are inadequate, to modify our opinion. Our conclusions are based on the audit evidence obtained up to the date of our auditor's report. However, future events or conditions may cause the Trust Funds to cease to continue as a going concern.
- Evaluate the overall presentation, structure and content of the financial statements, including the disclosures, and whether the financial statements represent the underlying transactions and events in a manner that achieves fair presentation.

We communicate with those charged with governance regarding, among other matters, the planned scope and timing of the audit and significant audit findings, including any significant deficiencies in internal control that we identify during our audit.



Sarnia, Ontario  
July 13, 2020

**Chartered Professional Accountants  
Licensed Public Accountants**

**The Corporation of the Town of Petrolia  
Trust Funds  
Statement of Financial Position  
For the Year Ended December 31, 2019**

	Total	Care and Maintenance Cemetery	Englehart	Burley Fulton	Colvin
<b>Assets</b>					
Cash	\$ 268,472	\$ 258,812	\$ 996	\$ 5,156	\$ 3,508
Due from the Corporation of the Town of Petrolia	6,841	6,841	-	-	-
Investments	<u>160,269</u>	<u>160,269</u>	<u>-</u>	<u>-</u>	<u>-</u>
<b>Fund Balance</b>	<u>\$ 435,582</u>	<u>\$ 425,922</u>	<u>\$ 996</u>	<u>\$ 5,156</u>	<u>\$ 3,508</u>

**The Corporation of the Town of Petrolia  
Statement of Continuity  
December 31, 2019**

	Total	Care and Maintenance Cemetery	Englehart	Burley Fulton	Colvin
Balance, Beginning of year	\$ <u>424,953</u>	\$ <u>415,532</u>	\$ <u>970</u>	\$ <u>5,029</u>	\$ <u>3,422</u>
<b>Receipts</b>					
Care and maintenance	10,390	10,390	-	-	-
Interest earned (net of service charges)	<u>8,427</u>	<u>8,188</u>	<u>26</u>	<u>127</u>	<u>86</u>
	<u>18,817</u>	<u>18,578</u>	<u>26</u>	<u>127</u>	<u>86</u>
<b>Expenditures</b>					
Transfer to the Corporation of the Town of Petrolia	<u>8,188</u>	<u>8,188</u>	<u>-</u>	<u>-</u>	<u>-</u>
Balance, end of year	<u>\$ 435,582</u>	<u>\$ 425,922</u>	<u>\$ 996</u>	<u>\$ 5,156</u>	<u>\$ 3,508</u>

**The Corporation of the Town of Petrolia  
Trust Funds  
Statement of Financial Position  
For the Year Ended December 31, 2018**

	Total	Care and Maintenance Cemetery	Englehart	Burley Fulton	Colvin
<b>Assets</b>					
Cash	\$ 9,421	\$ -	\$ 970	\$ 5,029	\$ 3,422
Due from the Corporation of the Town of Petrolia	18,348	18,348	-	-	-
Investments	<u>397,184</u>	<u>397,184</u>	<u>-</u>	<u>-</u>	<u>-</u>
<b>Fund Balance</b>	<u>\$ 424,953</u>	<u>\$ 415,532</u>	<u>\$ 970</u>	<u>\$ 5,029</u>	<u>\$ 3,422</u>

**The Corporation of the Town of Petrolia  
Statement of Continuity  
December 31, 2018**

	Total	Care and Maintenance Cemetery	Englehart	Burley Fulton	Colvin
Balance, Beginning of year	\$ <u>415,619</u>	\$ <u>406,392</u>	\$ <u>950</u>	\$ <u>4,925</u>	\$ <u>3,352</u>
<b>Receipts</b>					
Care and maintenance	9,140	9,140	-	-	-
Interest earned (net of service charges)	<u>6,322</u>	<u>6,128</u>	<u>20</u>	<u>104</u>	<u>70</u>
	<u>15,462</u>	<u>15,268</u>	<u>20</u>	<u>104</u>	<u>70</u>
<b>Expenditures</b>					
Transfer to the Corporation of the Town of Petrolia	<u>6,128</u>	<u>6,128</u>	<u>-</u>	<u>-</u>	<u>-</u>
Balance, end of year	<u>\$ 424,953</u>	<u>\$ 415,532</u>	<u>\$ 970</u>	<u>\$ 5,029</u>	<u>\$ 3,422</u>

**Corporation Of The Town of Petrolia  
Trust Funds  
Notes to Financial Statements  
December 31, 2019**

---

**1. Accounting Policy**

---

**Management Responsibility**

The financial statement of The Corporation of the Town of Petrolia - Trust Funds are the representations of management. Precise determination of some assets and liabilities may be dependent upon future events and estimates and approximations. These estimates and approximations have been based upon the available information, using careful judgment and review.

**Basis Of Accounting**

Investment income is reported on a cash basis

Other revenues and expenditures are reported on the accrual basis of accounting. The accrual basis of accounting recognizes revenues as they become available and measurable. The expenses are recognized as they are incurred and measurable as a result of the receipt of goods and services and the creation of a legal obligation to pay.

---

**2. Investments**

---

Investments are recorded at cost unless there has been a decline in the market value which is other than temporary in nature, in which case the investments are written down to market value.